



**N.K.P. Salve Institute of Medical Sciences & Research Centre and
Lata Mangeshkar Hospital**
Digdoh Hills, Hingna Road, Nagpur – 440 019



Phone (07104) 665000,244291, Fax:(07104) 306111- mail: nkpsims1@rediffmail.com/website : www.nkpsims.in

NKPSIMS & RC and LMH/MET Unit/ 628 /2024

Date: 11/03/2024

Medical Education Technology Unit

Report for External Examiner Feedback –2023-24 Examination

An external examiner feedback was taken in view of the MUHS Practical exams conducted in various years of MBBS as well as Postgraduate level. A Google form was created for the same and sent to all the external examiners. A total of 60 examiners responded. As per the feedback received in the form, following information was generated:

The curriculum content and the pattern of practical examination were reported to be very good by 61%of examiners. The way in which the examination was conducted was found to be very good by 65% examiners. The facilities and infrastructure at NKPSIMS & RC and LMH like food, accommodation, conveyance arrangement were found to be very good

The external examiners also mentioned certain good practices noticed by them during the examination like The acadamic programme runs very well and could notice the advanced acadamic programme being circulated to all postgraduates and faculties in advance so that everyone is well prepared for the programme, Professional behaviour of staff, students, Good selection of exam cases, Very good Regular conduction of skill training, the CBME pattern was followed etc.

Dr. Madhur Gupta
Director MET Unit

External examiner feedback July 2023- June 24

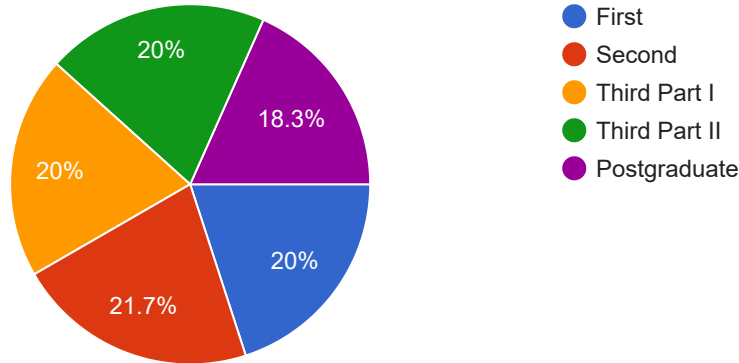
60 responses

[Publish analytics](#)

Exam for which phase of MBBS

 Copy

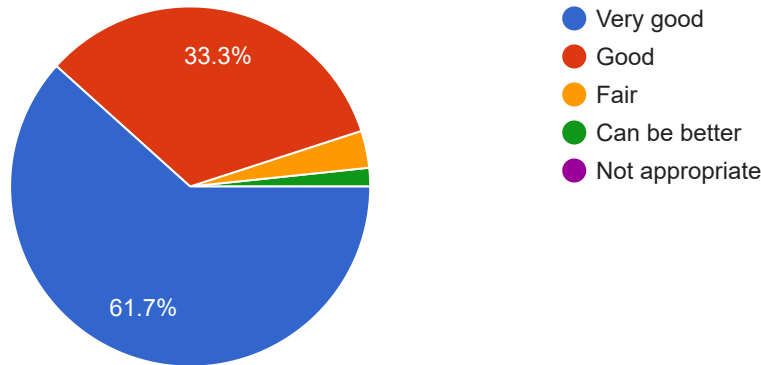
60 responses



The curriculum content and the pattern of practical examination

 Copy

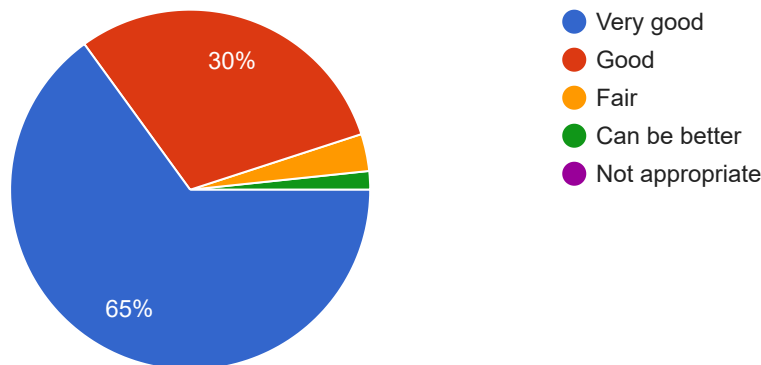
60 responses



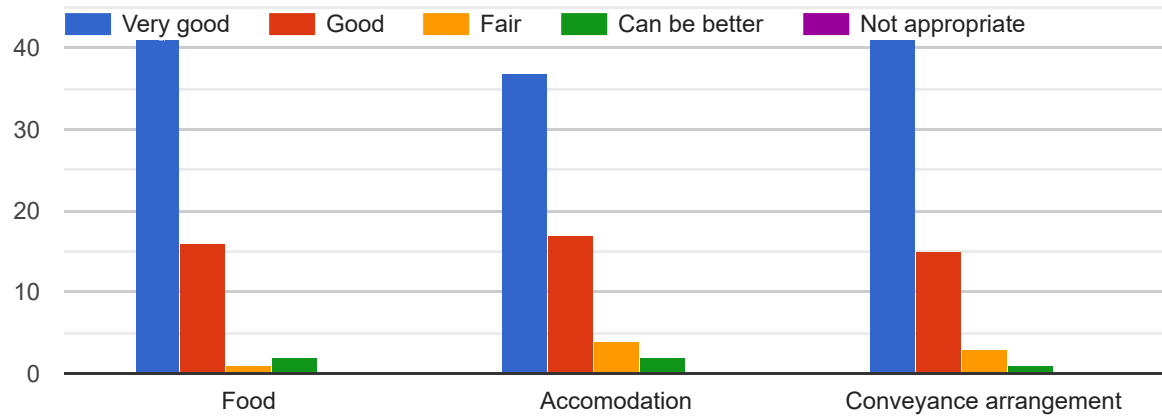
Give your opinion about the way in which the examination was conducted

 Copy

60 responses



Comment on the facilities and infrastructure at NKPSIMS & RC and LMH



Mention overall good academic practices you noticed during the examination

60 responses

Excellent

Knowledge was sound

Case arrangement is very good

The academic programme runs very well. I could notice the advanced academic programme being circulated to all postgraduates and faculties in advance so that everyone is well prepared for the programme.

Professional behaviour of staff, students. Good selection of exam cases.

Very good

Regular conduction of skill training

None wrong question

Good

Training area, Instrumentation, Teaching staff & Teaching facilities.

Good number of variety of cases for practical exam, internal examiners took good care of external examiners

Charts kept in practical hall

Diagrammatic representation of specimen in museum

All up to date & satisfactory !

Nice experience

Interpretation of results , HH, PPE

Case allotment on time. Good clinical cases for exams . Timely completion as per schedule.

All topics covered, all stations nicely arranged

Overall good

All good

According to norms everything was planned and executed



Teaching and non teaching staff working as a team.

Well diciplined, students were subject oriented &well prepared

Arrangement of exam head proper

Good embryology models.Good coordination of internals

Nice process of the practical exam preparation and conduction.

Covered all the aspects of Subject adequately

Way of conducting examination is excellent

Students have performed well in skill examination and spotters.

Department is well maintained and students are answering well

Variety of good clinical cases and arrangements for Table VIVA

Wide variety of cases, Good x-rays and specimens for Practicals

OSCE INCLUDING AETCOM

Impartial distribution of cases to students

Good arrangement

Students are well oriented to practical difficulties while doing medicolegal work.

Discipline during exams

Good time management

All excellent & satisfactory

Demonstration of skill on mannequins n actual patients (highest degree shows how)

Fair practices were followed

Overall good academic practices

Good resource material availability for students

Cordial student teacher relationship, students are well aware of subject that indicates proper academic activities are conducted by the institute.



Academically sound, cooperative teaching staff and non teaching staff with facilities for paper teaching of UG and PG students.

Exams are conducted on time with systemic arrangements. Teaching faculty are very cooperative.

Very good

Good planning and conduction of exam

In every long cases they bring their patients and performd procedure whatever we asked

Students brought patients in every case
And performed procedure whatever we asked

Good Teaching pattern , ,clinical skill, whatever notice is very good

Students were good..

Ospe and all exercises were covered very well

Good OSPE, haematology exercises, clinical charts were good and upto the knowledge of MBBS students

Well conducted modules. Distribution of exercises were good


Very Good

DOAP and practical conduction

Teachers are very very good but looking to the current scenario of medical education system the paper work is more important than actual subject which only creates doctor robots not a human Doctors.

Good coordination between HOD &Staff

Cbme guidelines were followed.



Suggest academic areas of improvement in the present exam (if any)

60 responses

Nil

No

NA

-

None

Overall good

It is at par

Noise free air conditioning

Overall improvement is required

Practical exams to be conducted in a cool environment. It was hot in the practical hall.
Ventilation to be improved.

Biochemistry, Serology & Clinical Pathology facilities should be available in practical hall during examination

Postgraduate students needs to be good exposurer to surgical work

Need to give emphasis on gross specimen description

Improvisation scope by all of us is always there on all fronts..

Nothing special

No need

Very nice overall

Not required

Keep examination in 2 division, one in hematology lab and second in clinical lab

All good

Satisfied



Quality of xray, Histology slide need to improve

Histology diagram need improvement

No further comments

Students were academically good

Improvement in academics is on going process it needed as per the guidelines of MUHS and NMC

More practical teaching and getting students see operative procedures

.

Students need to better understand application of their knowledge in practical situation

There may be moot court exercises to make aware students of routine questions asked by defence lawyer in court during cross examination

.

OSCE spotting to be standardized

Better clinical exposure

Can avoid congestion by keeping exams simultaneously in two wards

More practical exposure for students

More handson exercises should be there specially stool microscopy and HIC exercises

Surgical exposure mandatory for all students

Need more exposure of ophthalmic surgeries

Nothing

Everything is good

All exercises were according to curriculum and syllabus.

Everything were well organized. Kindly keep it up.

All good. Little suggestion is for Osce Or ospe station can be more practically implemented

Interpretation exercise, parasitology exercise can be given more emphasis.

